
Erica Zusammensetzbar

SOFAS

2025

Antonio Citterio



Description

Sophisticated design and versatility come together in the Erica '25 seating system in the modular version, a proposal that adapts perfectly to different needs and spaces, offering high design freedom. Central, terminal and corner elements in different sizes allow to interpret the outdoor space in a very personal way thanks to the system flexibility and the wide range of finishings offered for the frames and the interlacing, complemented by a vast range of covers, in an array of tones and designs, all co-ordinating with each other. The modular version incorporates the characteristic elements of the entire Erica '25 series: the powder-coated die-cast aluminium frame which offer lightness and durability, the interlacing made of polypropylene ribbons designed for outdoor use, and the foot design which provides a sense of visual and formal continuity. The seat cushions upholstery, embellished with a decorative profile, grants an appearance of natural softness making them particularly inviting. The lightness and refined design make Erica '25 ideal for both public and residential settings, delivering ergonomic comfort together with strength for outdoor use.

Technical information

Gestell

Aluminiumguss und fließgepresstes Aluminium mit Polyesterpulverlackierung

Rückenlehne Füllung

Polyesterfasern recycelt aus PET, Futter aus Polyesterfaser mit wasserabweisender Beschichtung

Sitzfüllung

geformtes Polyurethan, Polyesterfasern recycelt aus PET, Futter aus Polyesterfaser mit wasserabweisender Beschichtung

Sitzlatten

Polypropylen und Glasfaser

Geflecht

Flechtgewebe aus Polypropylenfaser

Gleiter

Material thermoplastisch

Wetterfeste Abdeckung

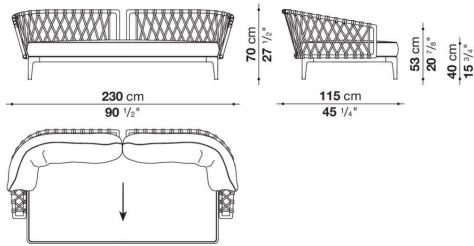
Polyesterstoff auf einer PU-Seite

Bezug

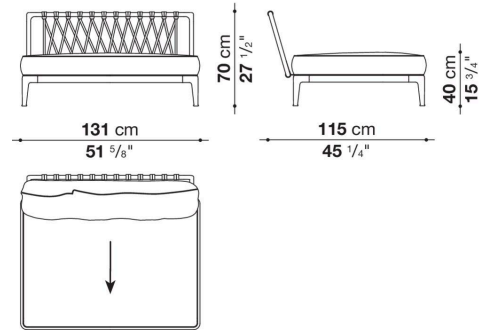
Stoff in begrenzten Kategorien (mit Profil)

Technical drawings

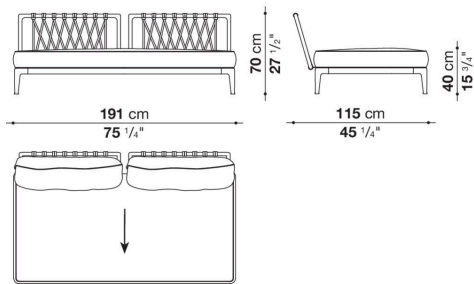
CE230



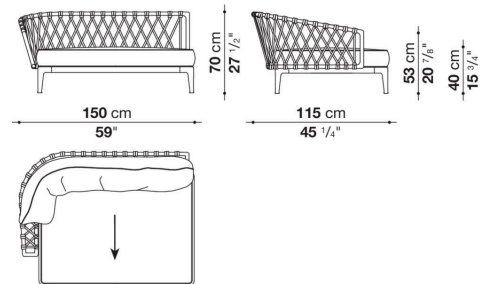
CE131C



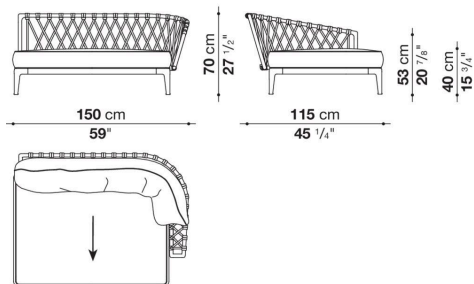
CE191C



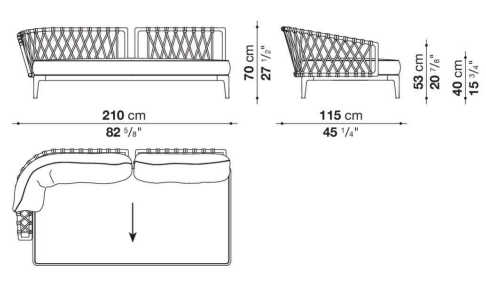
CE150S



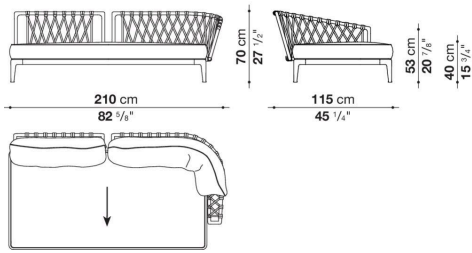
CE150D



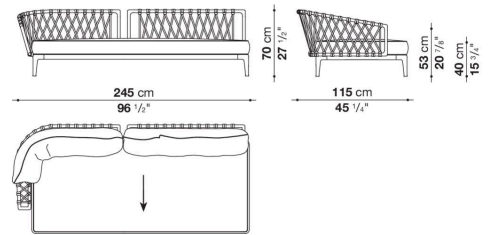
CE210S



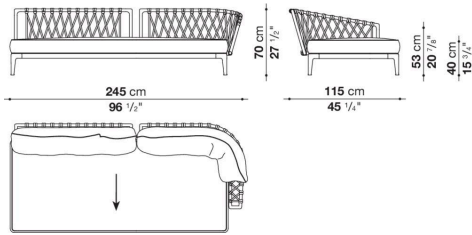
CE210D



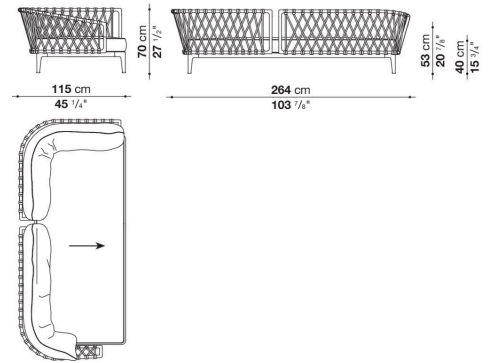
CE245S



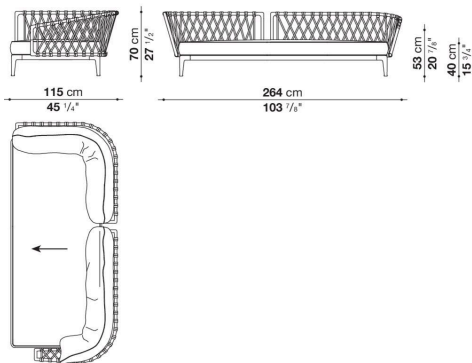
CE245D



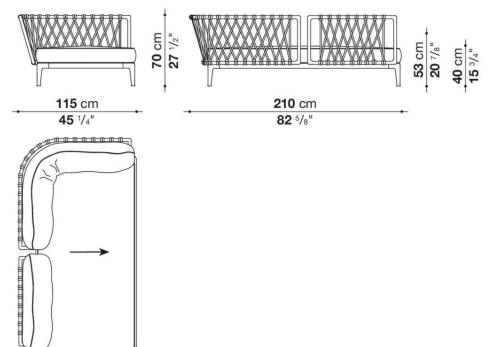
CE264TAS



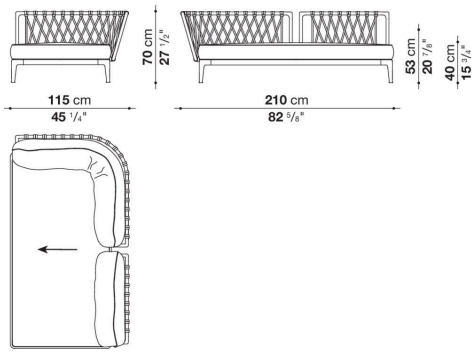
CE264TAD



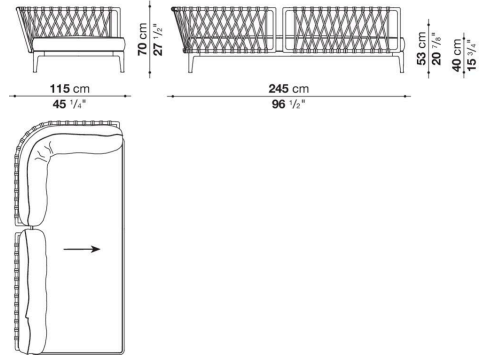
CE210AS



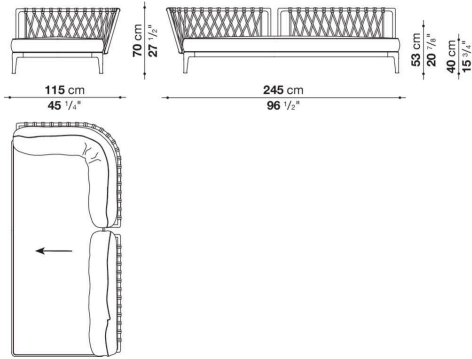
CE210AD



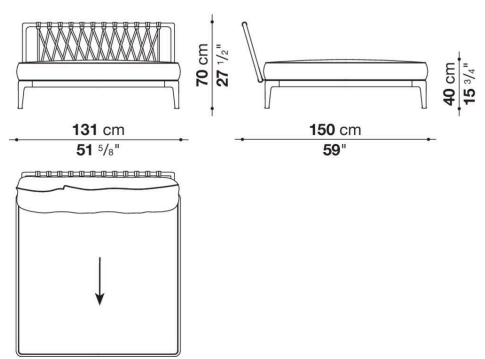
CE245AS



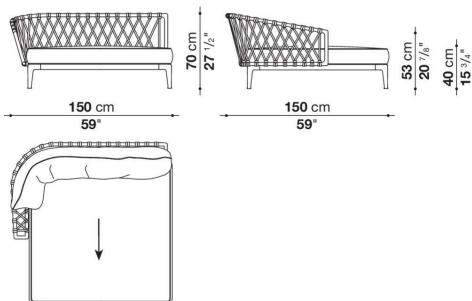
CE245AD



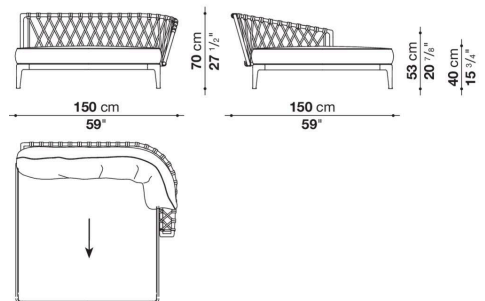
CE150L



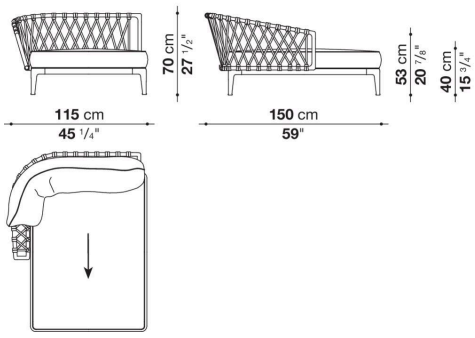
CE150LS_1



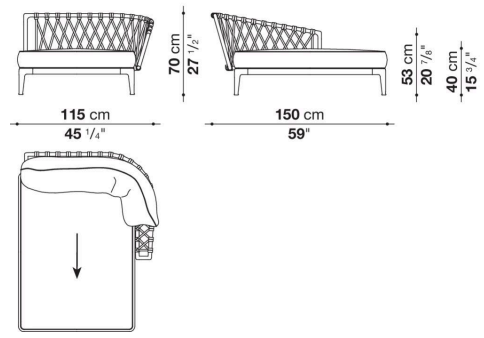
CE150LD_1



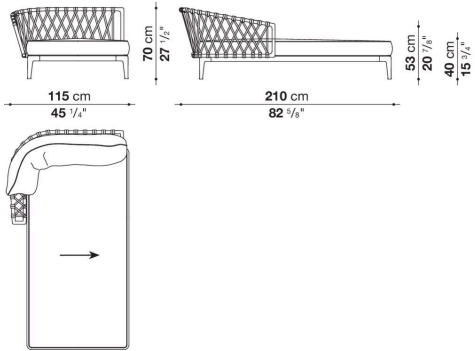
CE150LS_2



CE150LD_2



CE210LS



CE210LD

