

Tobi-Ishi

TAVOLI

2012

Edward Barber & Jay Osgerby



Description

Available both round and rectangular with rounded ends, Tobi-Ishi is a sculptural table that makes reference, stylistically and in its very name, to the ornamental stones used in traditional Japanese gardens. This iconic table brings together functional features with a statuesque appearance, with truly amazing results. The overhanging top and bases look different depending on the viewpoint, while the various finishes endow the table with highly personal interpretations: from cement grout to marble or wood, and from matt lacquering in a wide range of colours to glossy lacquering also in sophisticated candy red and smoke blue hues. With its sculptural line Tobi-Ishi becomes the protagonist of the space.

Technical information

Top (T160-T240R-T313R)

MDF wood fibre panel

Legs (T160-T240R-T313R)

high density polyurethane resin (Baydur®)

Counterweight (T160-T240R)

cast iron

Coupling plate (T313R)

steel

Adjustable ferrules (T160-T240R)

plastic material

Adjustable ferrules (T313R)

thermoplastic material

Top (T160L-T240RL)

veneered wood particles panel with solid wood parts

Top (T313RL)

veneered wood particles panel with solid wood parts and multi-layered wood

Legs (T160L-T240RL-T313RL)

solid wood

Coupling plate and counterweight (T160L-T240RL-T313RL)

steel

Adjustable ferrules (T160L-T240RL-T313RL)

steel and plastic material

Top and legs (T160M)

marble (matt polyester finish or glossy polyester finish)

Coupling plate (T160M)

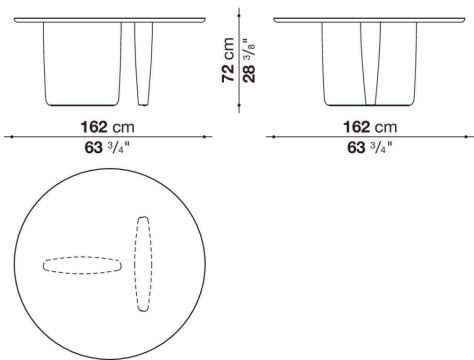
stainless steel

Ferrules (T160M)

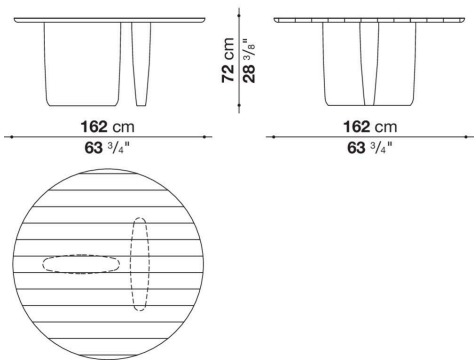
felt

Technical drawings

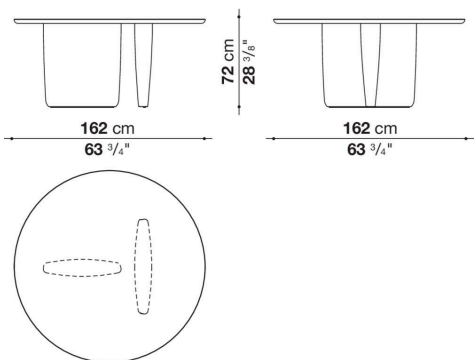
T160



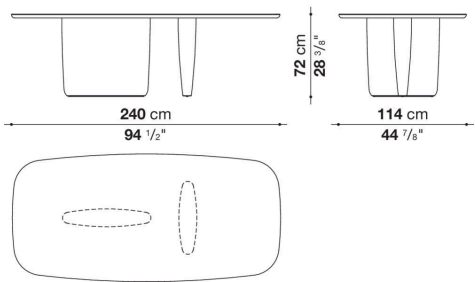
T160L



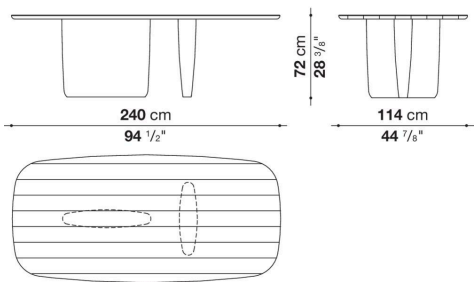
T160M



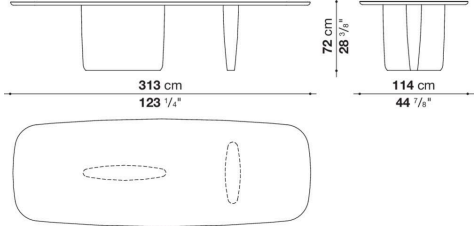
T240R



T240RL



T313R



T313RL

